




Switzerland



TGM International Sports Betting Survey 2022

The world's largest independent survey about Sports betting behaviours.

Country report

TGM International Sports Betting Survey 2022.

Sports betting is seeing a surge in popularity. The digitalisation of bookmakers has made it easier for them to offer their services online, contributing to the global spread of this activity.

To keep up with this trend, we polled a representative sample of over 28,000 respondents from 44 countries about their perceptions, attitudes, and behaviours toward this form of entertainment. This edition of TGM International Sports Betting Survey 2022 will provide you with an inside look at the world of "speculative investment."

Let's look at how sports fans worldwide make money from their knowledge of these various athletic competitions.



Disclaimer:

TGMResearch.com is not a gambling site or an operator of online gambling. We only offer sports betting for educational purposes. We do not accept or place bets, and we receive no affiliate revenue from businesses that do. There is no monetary incentive for our readers or subscribers to place bets.

We discuss gambling on our website solely for editorial purposes. We do not participate in or encourage gambling. We also make no claim to understand the local laws governing sports betting in our readers' jurisdictions. All visitors to our website must conduct their own research into local laws in their respective countries.

We are a market research firm that only provides information for educational purposes. Readers should be aware that they are solely responsible for their betting choices. We oppose gambling and betting.

TGM Research is not responsible for our readers' actions after they leave our site. Our sports betting data is only provided for editorial purposes. By visiting our website, you agree that TGM Research will not be held liable for your gambling/betting decisions or any losses that may result from those decisions and activities after you leave our site

About the survey:

TGM Research has conducted an independent international survey across 44 countries to understand participation in sports betting. The survey reveals attitudes towards betting and interest in gambling worldwide.

44

countries studied

28,800+

football fans asked


1.3B+

consumers represented
in the survey





Switzerland



Participation in sports betting

What is the interest and participation in sports betting?



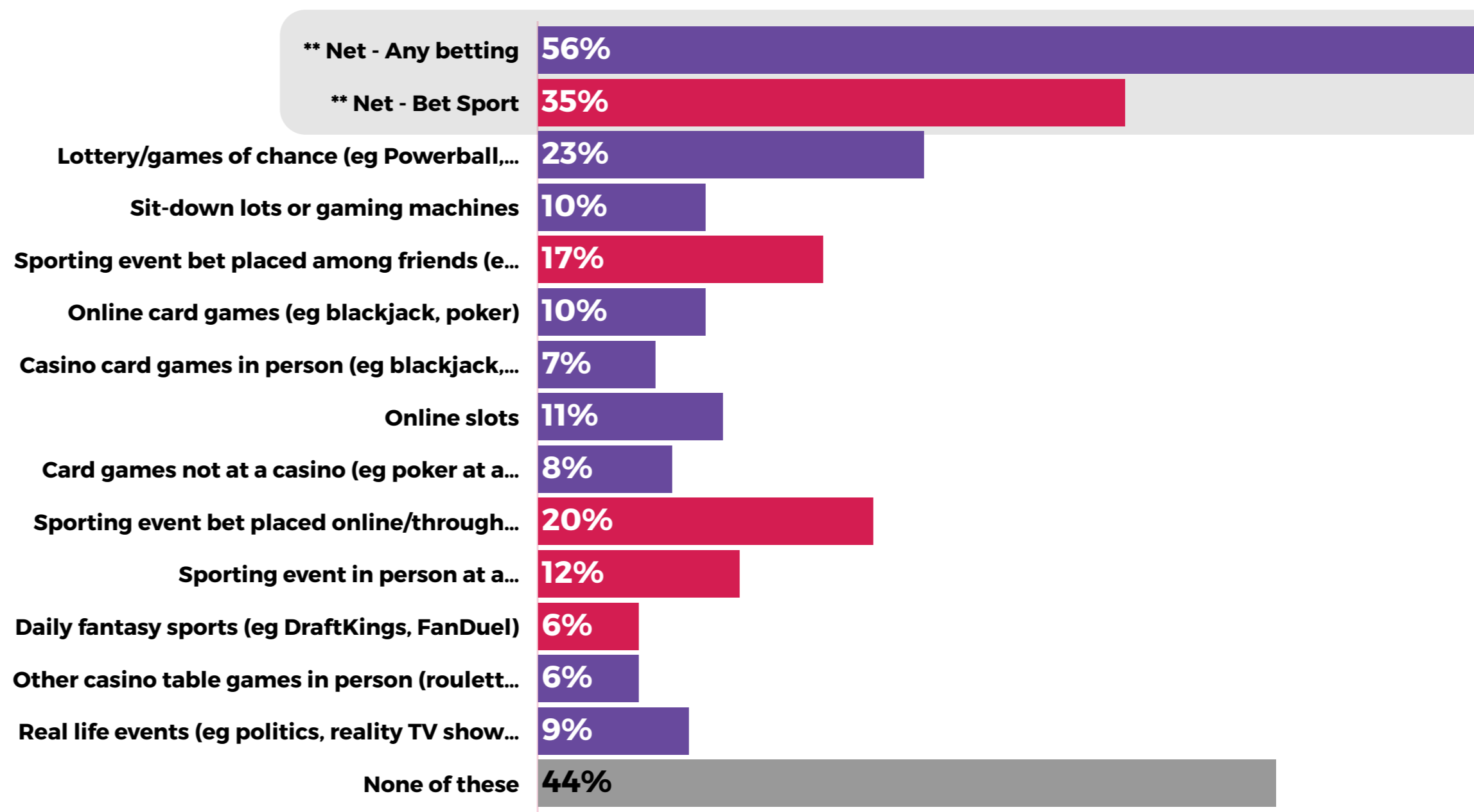
What is the level of interest in betting activities?:

Worldwide

Bookmakers were once exclusively found at racetracks, but now we can bet on a variety of different games from anywhere in the world, from a casino to an internet betting site. The types of bets we can place change as technology advances, from traditional spectator sports to more interactive ones like casino games and fantasy sports.

According to our survey, 56% of participants had engaged in at least one betting activity, and 35% had placed bets on sports in the previous year. The majority of bettors prefer lucky games, with 23% preferring lottery and games of chance. When it comes to sports betting, 20% do it online, and 17% do it with their friends.

Which of the following have you bet on in the past 12 months?



Q:'Which of the following have you bet on in the past 12 months?'; Total N=28846



What is the level of interest in sports betting?

Worldwide


Sport is woven into the cultural fabric of many countries around the world, and sports betting is finding its way into our daily lives as technology advances.

Just about all the sports betting categories are experiencing high levels of interest in Africa, with online betting accounting for the lion's share (34%). On this continent, 23% said they were interested in wagering between friends, making it the second most popular form of betting among Africans. These figures exceed those in Europe, where sports betting has been popular for a long time.

Sports betting incidence in last 12M (% , region):

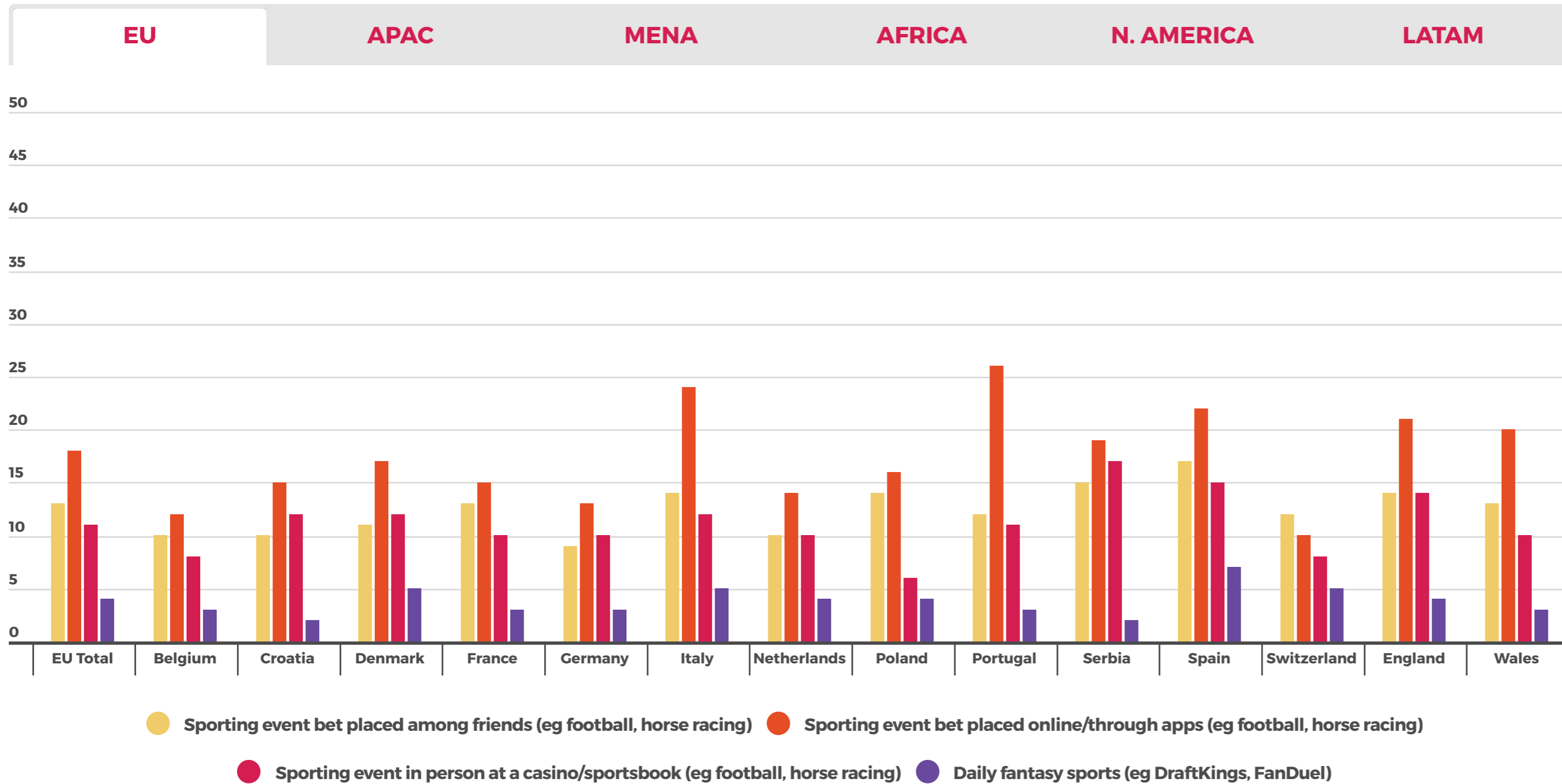
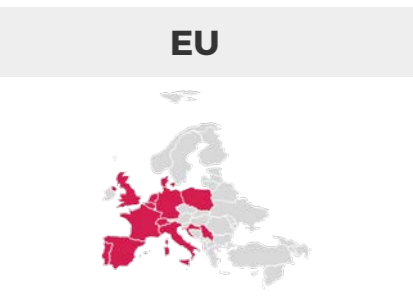
	Total	EU	APAC	MENA	AFRICA	N. AMERICA	LATAM
** Net - Bet Sport	35%	31%	32%	35%	48%	23%	40%
Sporting event bet placed among friends	17%	13%	17%	19%	23%	10%	20%
Sporting event bet placed online/through apps	20%	18%	17%	18%	34%	10%	21%
Sporting event in person at a casino/sportsbook	12%	11%	11%	10%	14%	9%	14%
Daily fantasy sports (eg DraftKings, FanDuel)	6%	4%	7%	8%	4%	8%	8%
None of these	44%	47%	47%	50%	40%	48%	36%

Q:'Which of the following have you bet on in the past 12 months?'; Total N=28846



What is the level of interest in sports betting?

Regional focus: Europe



Insights: [EU]

- 18%** used online betting apps
- 11%** visited offline sportbooks/casino
- 13%** bet on sports events amongst friends

Q:'Which of the following have you bet on in the past 12 months?'; EU N=8789




Frequency of betting:

Worldwide

Sports betting popularity is at an all-time high and shows no signs of slowing down. Betting is now more accessible than ever before, thanks to the advancement of the internet, mobile devices, and the conversion of bookmakers to digital technology.

According to our survey, Africa has the highest rate of sports betting, with approximately 52% claiming to wager at least once a week and 24% claiming to wager at least once a month. These figures are also significant in the Middle East and North America, with 42% and 27%, respectively, reporting that they bet weekly and monthly.



Sports betting frequency (% , region):

	Total	EU	APAC	MENA	AFRICA	N. AMERICA	LATAM
Every day	7%	5%	7%	9%	10%	7%	5%
A few times a week	19%	16%	17%	20%	31%	12%	17%
Once a week	13%	16%	13%	13%	11%	8%	11%
A few times a month	18%	16%	18%	17%	19%	15%	20%
Once a month	8%	10%	7%	10%	5%	7%	9%
A few times a year	14%	14%	15%	13%	11%	13%	17%
Once a year	5%	5%	5%	6%	4%	5%	5%
Less than once a year	16%	18%	17%	13%	10%	32%	16%

Q: 'How often do you typically bet on sports?'; Worldwide N=16133

Sports betting activities in last 12M (% , region):

	TOTAL	EU	APAC	MENA	AFRICA	N. AMERICA	LATAM
more often in the past 12 months	26%	20%	25%	30%	36%	16%	28%
the same amount in the past 12 months	30%	42%	28%	25%	20%	39%	25%
less often in the past 12 months	22%	24%	27%	21%	28%	22%	12%
first time in the past 12 months	21%	14%	20%	24%	15%	23%	34%

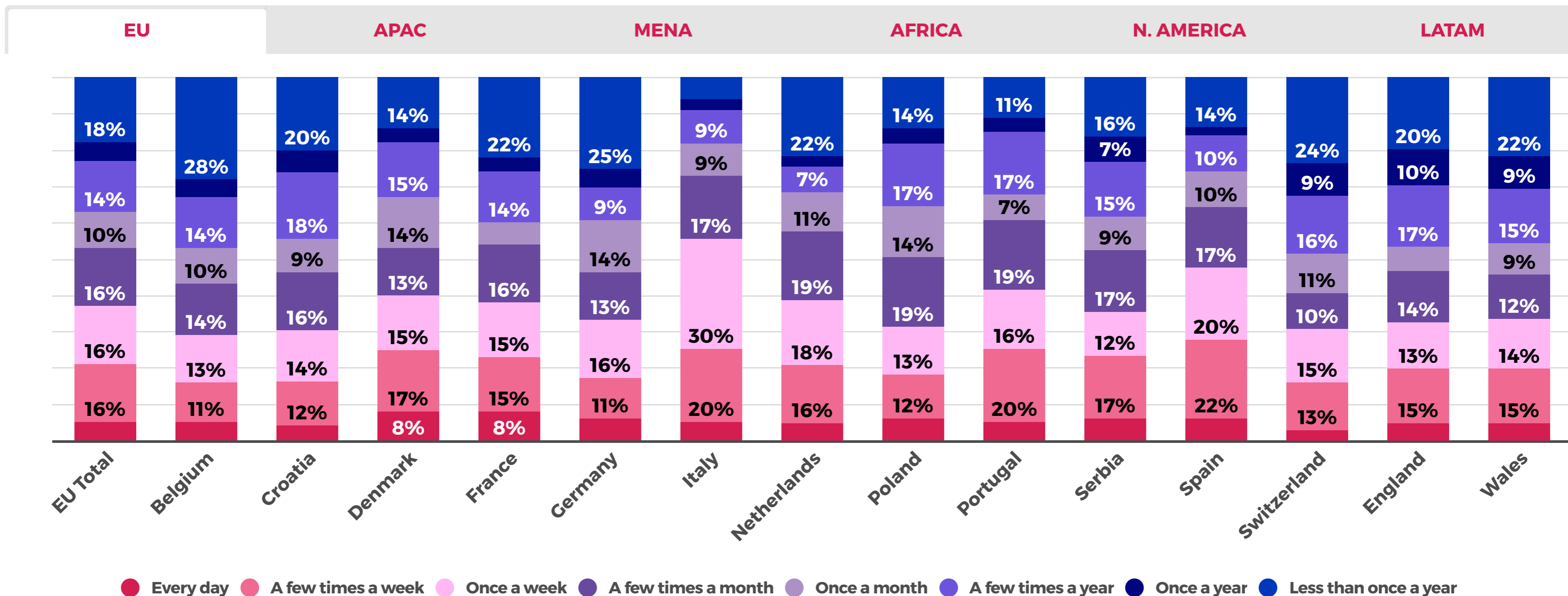
Q: "Which statement best describes your betting activities?"; Worldwide N=16133



Frequency of betting:

Regional focus: Europe

'How often do you typically bet on sports?'



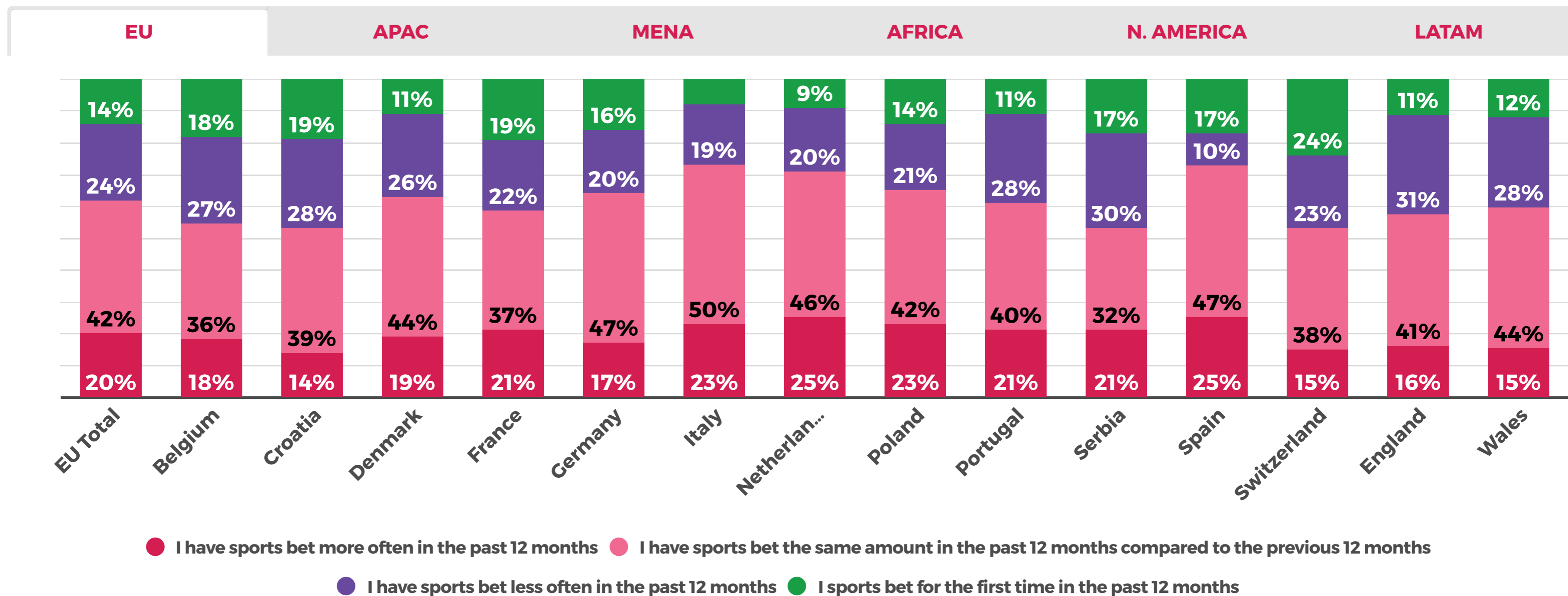
Q:'How often do you typically bet on sports?'; EU N=4665



Frequency of betting:

Regional focus: Europe

Which statement best describes your betting activities?



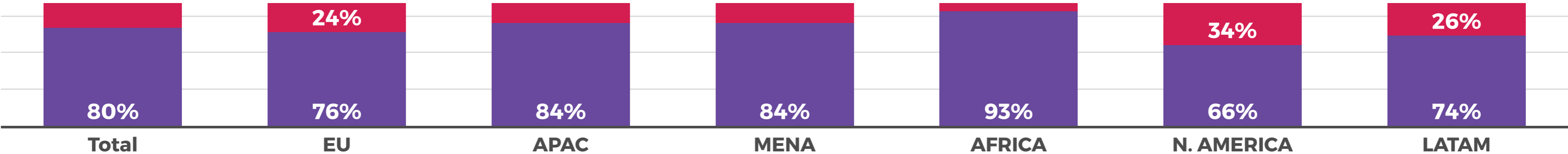
Q: "Which statement best describes your betting activities?"; EU N=4665

Betting channels:

Regional focus: Europe

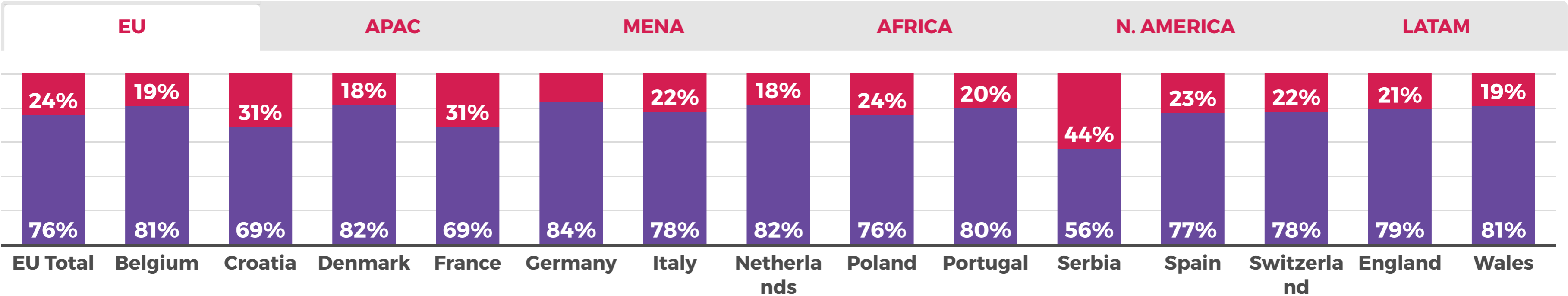


Betting preferences (% total):



Q: "Which statement best describes your betting preferences?"; EU N=4665

Betting preferences (% region):



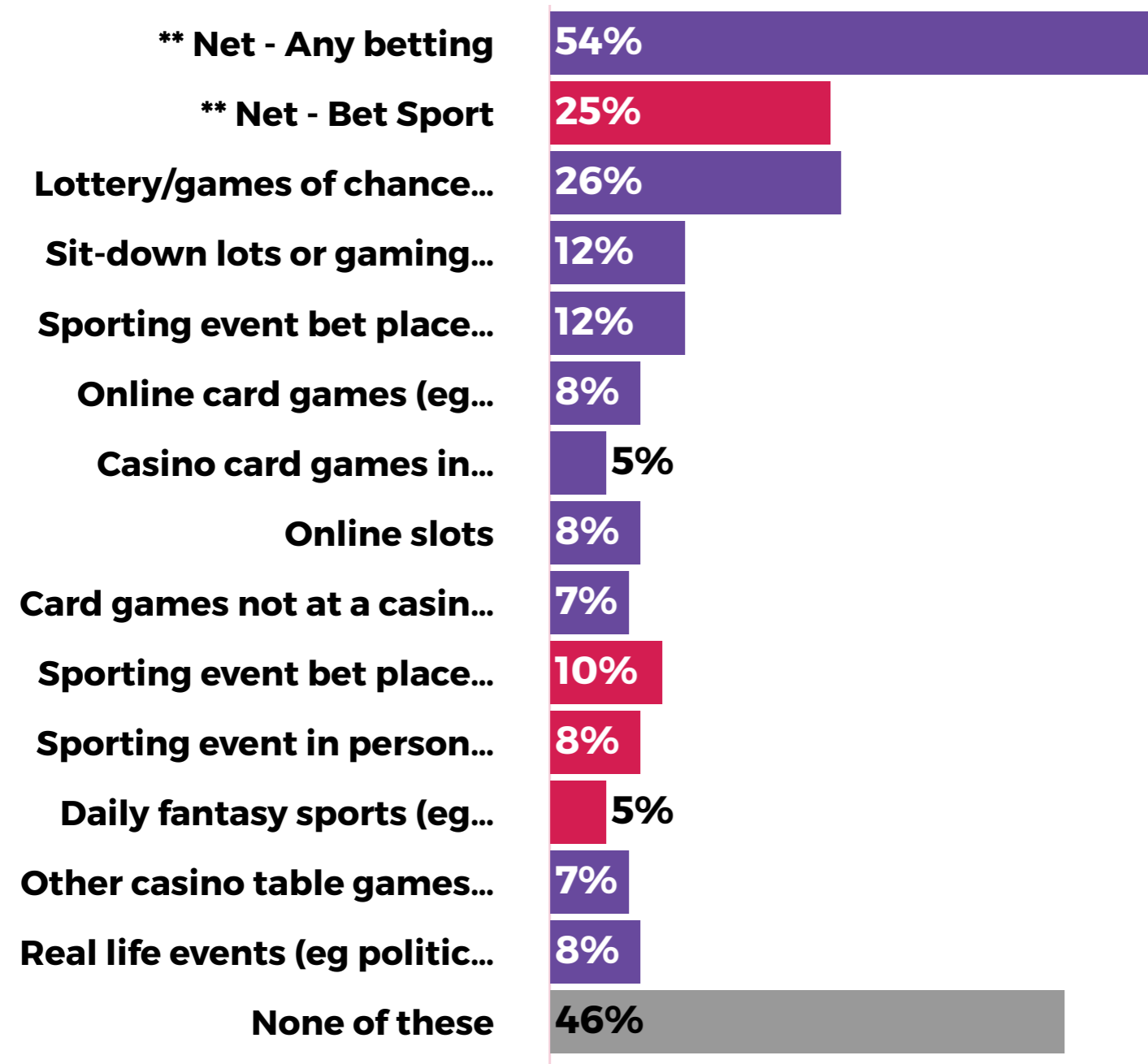
● I primarily bet on sports via the internet/mobile apps ● I primarily bet on sports in person at sportsbooks/casinos

Q: "Which statement best describes your betting preferences?" - Switzerland N=245



Betting incidence (12M): Country focus: Switzerland


Betting in last 12M; country total results:



Betting in last 12M; age and gender:

	Male	Female	18-24 yo	25-34 yo	35-44 yo	45-54 yo	55-64 yo
** Net - Any betting	62%	45%	56%	66%	60%	43%	44%
** Net - Bet Sport	34%	15%	36%	36%	21%	23%	12%
Lottery/games of chance (eg Powerball, bingo)	30%	21%	17%	25%	28%	28%	25%
Sit-down lots or gaming machines	16%	7%	5%	18%	12%	10%	11%
Sporting event bet placed among friends (eg football, horse racing)	16%	9%	17%	18%	11%	12%	6%
Online card games (eg blackjack, poker)	10%	5%	9%	11%	10%	4%	4%
Casino card games in person (eg blackjack, poker)	6%	5%	4%	8%	9%	4%	1%
Online slots	11%	5%	6%	16%	10%	2%	5%
Card games not at a casino (eg poker at a friend's house)	9%	5%	12%	12%	6%	5%	3%
Sporting event bet placed online/through apps (eg football, horse racing)	14%	5%	15%	13%	7%	11%	5%
Sporting event in person at a casino/sportsbook (eg football, horse racing)	11%	5%	8%	15%	7%	8%	1%
Daily fantasy sports (eg DraftKings, FanDuel)	6%	3%	11%	8%	3%	3%	1%
Other casino table games in person (roulette, craps)	9%	4%	8%	11%	8%	4%	4%
Real life events (eg politics, reality TV show outcomes)	10%	6%	15%	9%	7%	7%	5%
None of these	38%	55%	44%	34%	40%	56%	56%

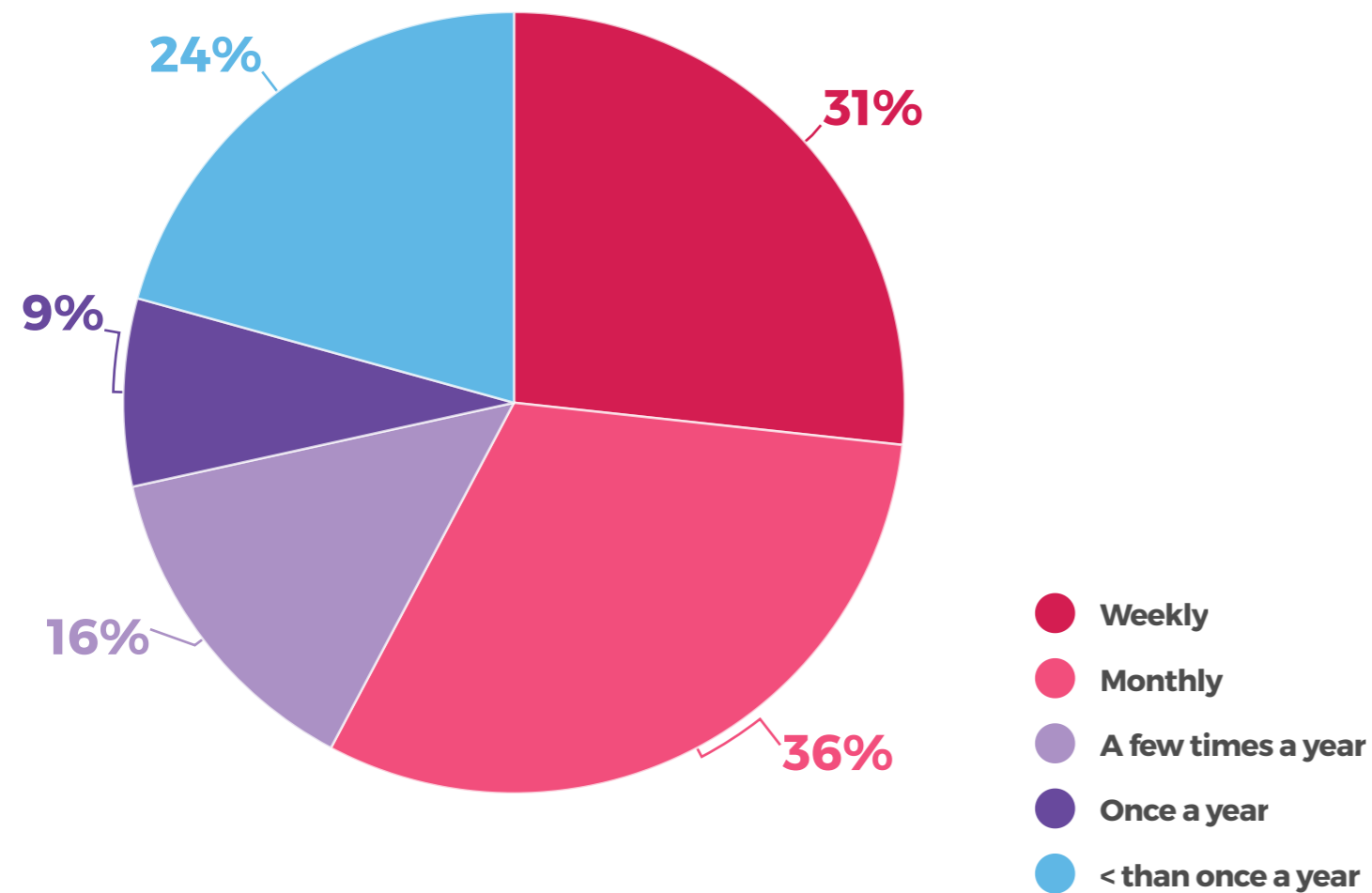
Q: 'Which of the following have you bet on in the past 12 months?' - Switzerland N=458



Betting frequency:

Country focus: Switzerland


Frequency of sports betting;
(country total, %):



Frequency of sports betting;
(country age and gender, %):

	Total	Male	Female	18-24 yo	25-34 yo	35-44 yo	45-54 yo	55-64 yo
Every day	3%	4%	1%	3%	3%	2%	6%	0%
A few times a week	13%	14%	11%	3%	17%	14%	16%	9%
Once a week	15%	19%	10%	21%	18%	9%	10%	21%
A few times a month	10%	9%	11%	16%	12%	9%	10%	3%
Once a month	11%	13%	7%	32%	4%	9%	10%	6%
A few times a year	16%	17%	15%	13%	17%	22%	8%	18%
Once a year	9%	7%	11%	6%	8%	11%	14%	3%
Less than once a year	24%	17%	33%	5%	22%	24%	24%	40%

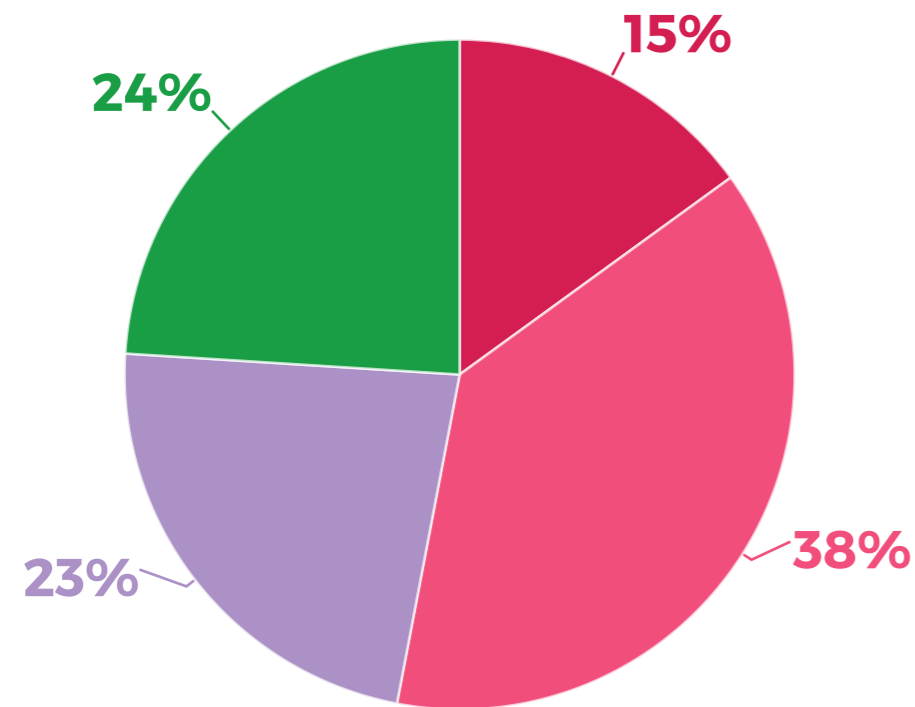
Q: 'How often do you typically bet on sports?'; Switzerland N=249



Betting audiences: frequency

Country focus: Switzerland

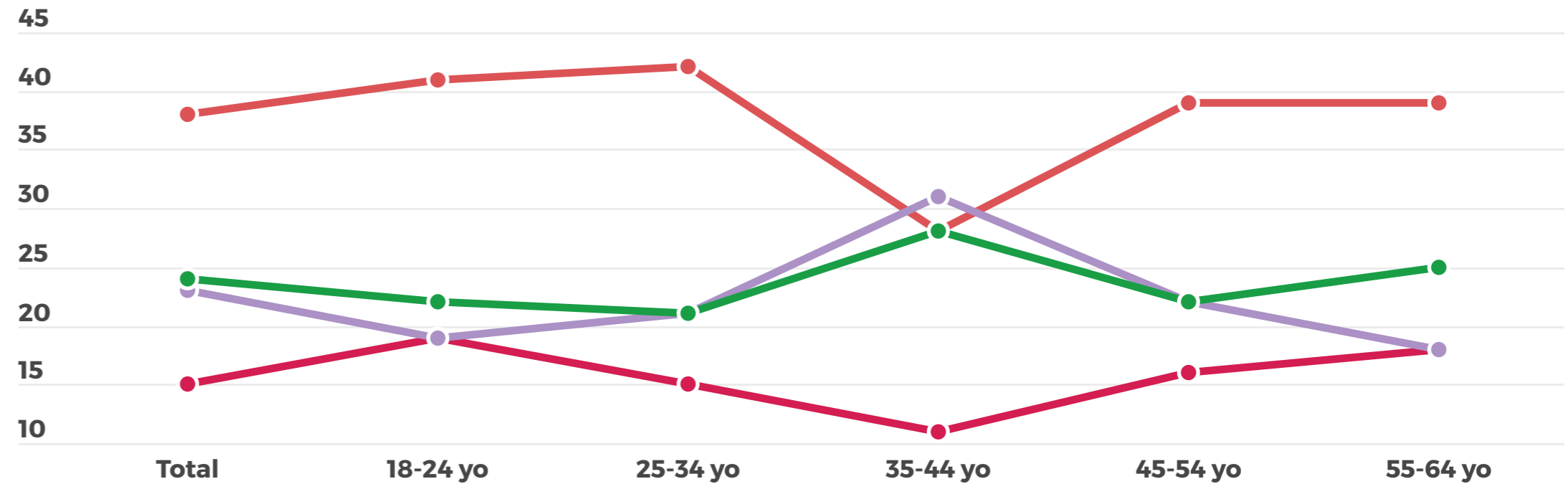
Which statement best describes your betting activities?



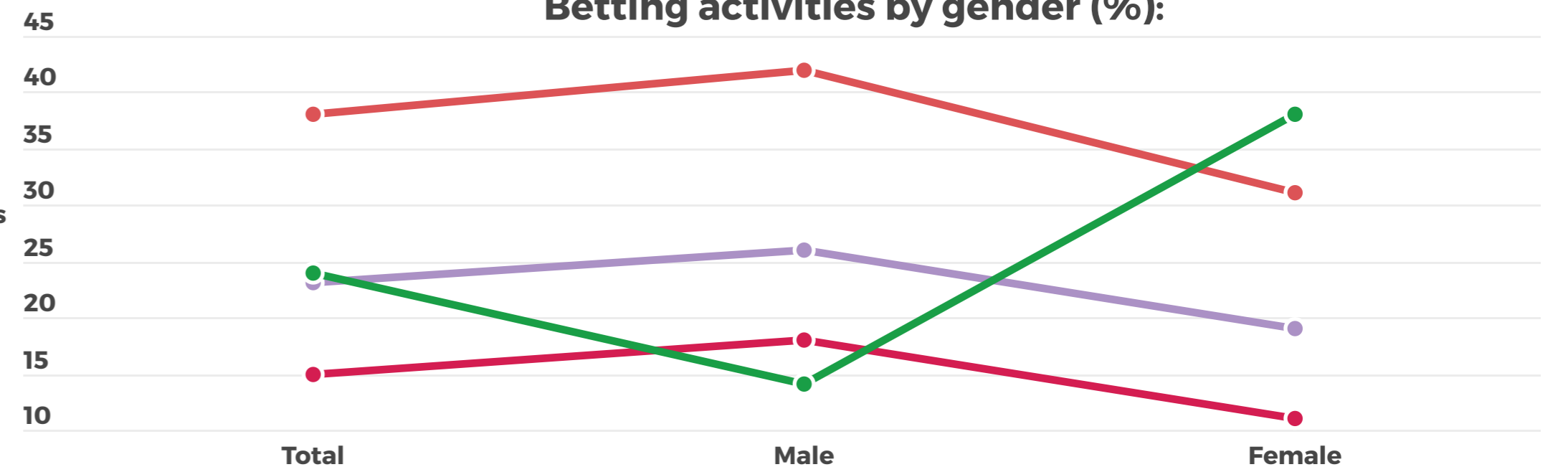
Q:"Which statement best describes your betting activities?"; Switzerland N=249

- I have sports bet more often in the past 12 months compared to the previous 12 months
- I have sports bet the same amount in the past 12 months compared to the previous 12 months
- I have sports bet less often in the past 12 months compared to the previous 12 months
- I sports bet for the first time in the past 12 months

Betting activities by age (%):



Betting activities by gender (%):





World Cup predictions and bets:

Europe

Sports games also arouse a great deal of emotion. Watching competitions and making winning predictions for the games is more exciting.

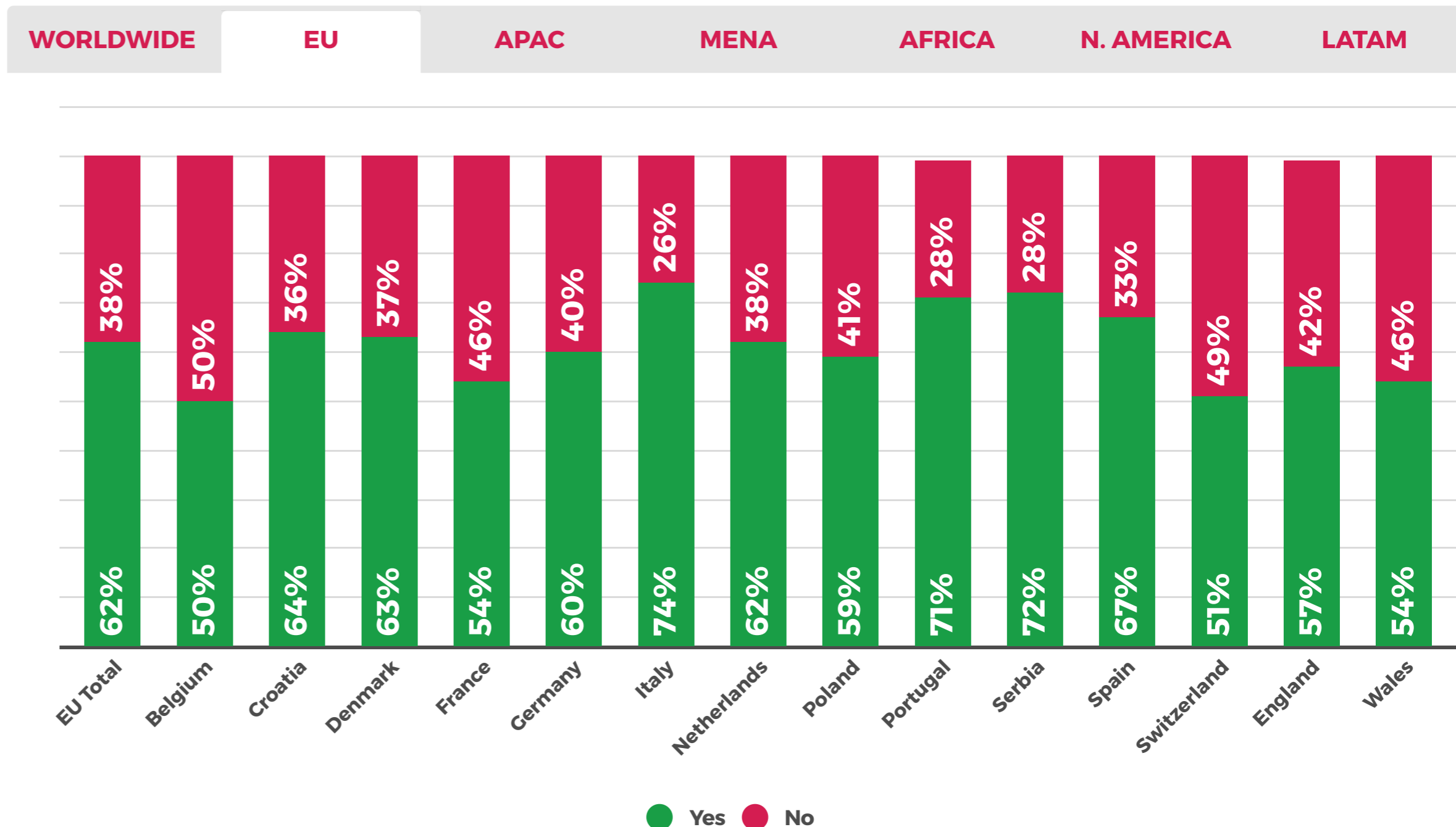
Many sports fans wager on the outcomes of the contests. Since many people are tempted to try betting on the results for the first time, it is traditionally when online booking agents are attracting a new pool of users.



62%
of people in EU
planning to bet on the
results of the World
Cup

Q: "Do you plan to bet on the results of the FIFA World Cup Football 2022?"; EU N=4665

% planning to bet on results of the World Cup tournament:



Q: "Do you plan to bet on the results of the FIFA World Cup Football 2022?"; EU N=4657



Betting audiences: frequency

Country focus: Switzerland



Frequency of sports betting by age and gender (%):

	Total	Male	Female	18-24 yo	25-34 yo	35-44 yo	45-54 yo	55-64 yo
Every day	3%	4%	1%	3%	3%	2%	6%	0%
A few times a week	13%	14%	11%	3%	17%	14%	16%	9%
Once a week	15%	19%	10%	21%	18%	9%	10%	21%
A few times a month	10%	9%	11%	16%	12%	9%	10%	3%
Once a month	11%	13%	7%	32%	4%	9%	10%	6%
A few times a year	16%	17%	15%	13%	17%	22%	8%	18%
Once a year	9%	7%	11%	6%	8%	11%	14%	3%
Less than once a year	24%	17%	33%	5%	22%	24%	24%	40%

Q: '15_How often do you typically bet on sports?' - Switzerland N=245


Betting activities - last 12M by age and gender (%):

	Total	Male	Female	18-24 yo	25-34 yo	35-44 yo	45-54 yo	55-64 yo
I have sports bet more often in the past 12 months compared to the previous 12 months	15%	18%	11%	19%	15%	11%	16%	18%
I have sports bet the same amount in the past 12 months compared to the previous 12 months	38%	42%	31%	41%	42%	28%	39%	39%
I have sports bet less often in the past 12 months compared to the previous 12 months	23%	26%	19%	19%	21%	31%	22%	18%
I sports bet for the first time in the past 12 months	24%	14%	38%	22%	21%	28%	22%	25%

Q: "Which statement best describes your betting activities?"; Switzerland N=249



Switzerland



Attitude towards betting

How engaging will the games be?



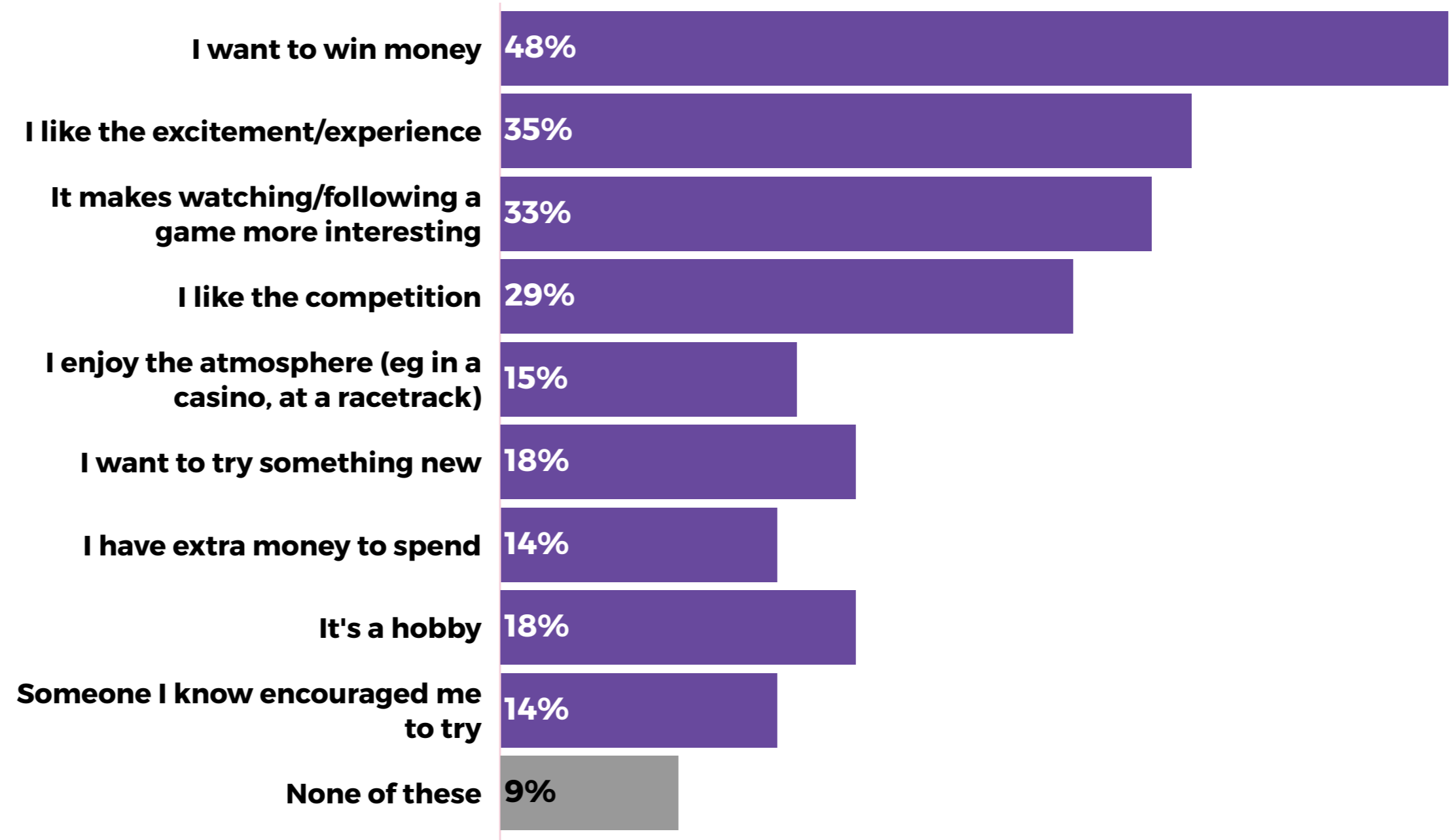
Betting motivations:

Worldwide

Sports betting is one of the oldest forms of entertainment. Understanding the strategies, carefully examining the teams, and then correctly placing the bets are all critical aspects of this endeavour. However, some people come here specifically for the thrill that only this type of activity can provide.

Approximately half of our survey participants bet to make money. This provides an environment for sports fans to hone their skills and earn extra money by following their favorite games. 35% of people gamble on sports for the sheer joy of it, a slightly higher percentage than those who believe betting makes watching a game more interesting.

Reasons to bet on sports (%):



Q:'Which of the following are reasons you would bet on sports?'; Worldwide N=16133 | Multiple



Betting motivations:

Worldwide

The legalisation of sports betting has made headlines in recent years. It is fundamentally changing how we watch sports and what it means to be a professional sports fan. With billions of dollars wagered on sporting events each year, the motivation for people's betting habits is more than just monetary gain.

According to our survey, the primary motivation for betting is to win money. Africa had the highest percentage, at 68%, and Latin America had the lowest, at 51%. Latin America and Asia Pacific are at the top of the list, with 40% and 39% of bets placed by those seeking excitement and pleasure, respectively. In comparison, the Asia Pacific region has the highest percentage of residents who enjoy the atmosphere at gambling establishments, have extra money to spend, and are willing to try new things, making it one of the most lucrative markets for the gambling industry.

Reasons to bet on sports (%; region):

	Total	EU	APAC	MENA	AFRICA	N. AMERICA	LATAM
I want to win money	48%	46%	37%	41%	68%	42%	51%
I like the excitement/experience	35%	28%	39%	36%	36%	27%	40%
It makes watching/following a game more interesting	33%	28%	38%	32%	44%	27%	30%
I like the competition	28%	22%	28%	34%	37%	21%	31%
I enjoy the atmosphere (eg in a casino, at a racetrack)	15%	12%	21%	17%	10%	16%	14%
I want to try something new	18%	13%	24%	21%	17%	15%	21%
I have extra money to spend	14%	10%	20%	13%	15%	18%	16%
It's a hobby	18%	19%	19%	22%	17%	16%	14%
Someone I know encouraged me to try	14%	10%	17%	17%	15%	12%	15%
None of these	9%	12%	9%	7%	4%	19%	7%

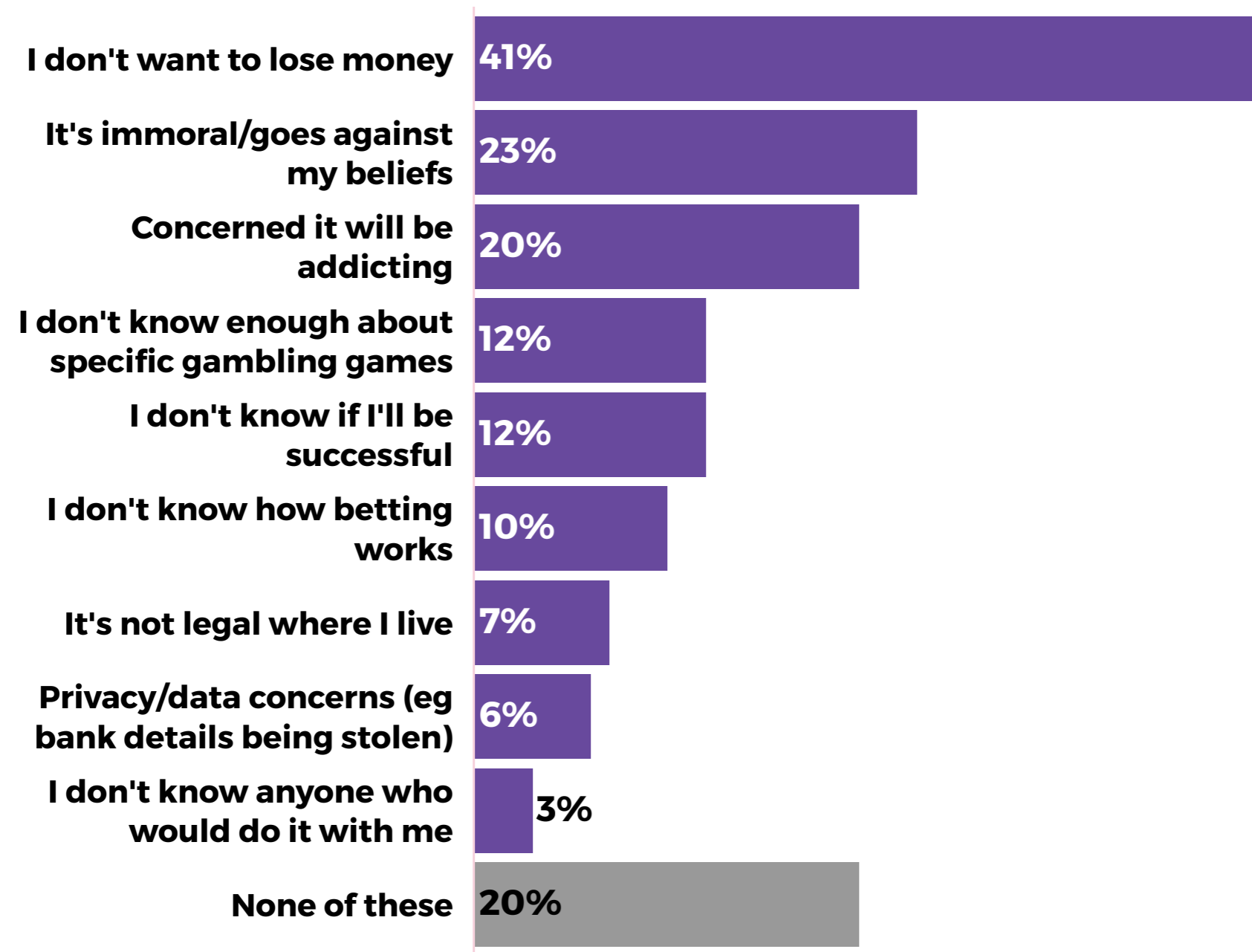
Q:'Which of the following are reasons you would bet on sports?'; Worldwide N=16133 | Multiple



What are the betting detractors:

Worldwide

Gambling \ sports betting detractors (%; total):



Gambling \ sports betting detractors (%; regions):

	EU	APAC	MENA	AFRICA	N. AMERICA	LATAM
I don't want to lose money	54%	40%	25%	29%	53%	39%
It's immoral/goes against my beliefs	11%	27%	55%	30%	8%	8%
Concerned it will be addictive	19%	21%	15%	29%	16%	17%
I don't know enough about specific gambling games	11%	11%	8%	13%	13%	16%
I don't know if I'll be successful	10%	13%	7%	13%	14%	16%
I don't know how betting works	7%	7%	7%	16%	8%	17%
It's not legal where I live	1%	18%	13%	3%	3%	3%
Privacy/data concerns (eg bank details being stolen)	5%	8%	5%	5%	6%	7%
I don't know anyone who would do it with me	2%	2%	2%	2%	2%	5%
None of these	25%	22%	14%	14%	25%	20%

Q:'Which of the following are the reasons you are not open to gambling \ sports betting?' Worldwide N=12.707 | Multiple select|



Betting detractors?:

Europe

Gambling \ sports betting detractors (%; regions):

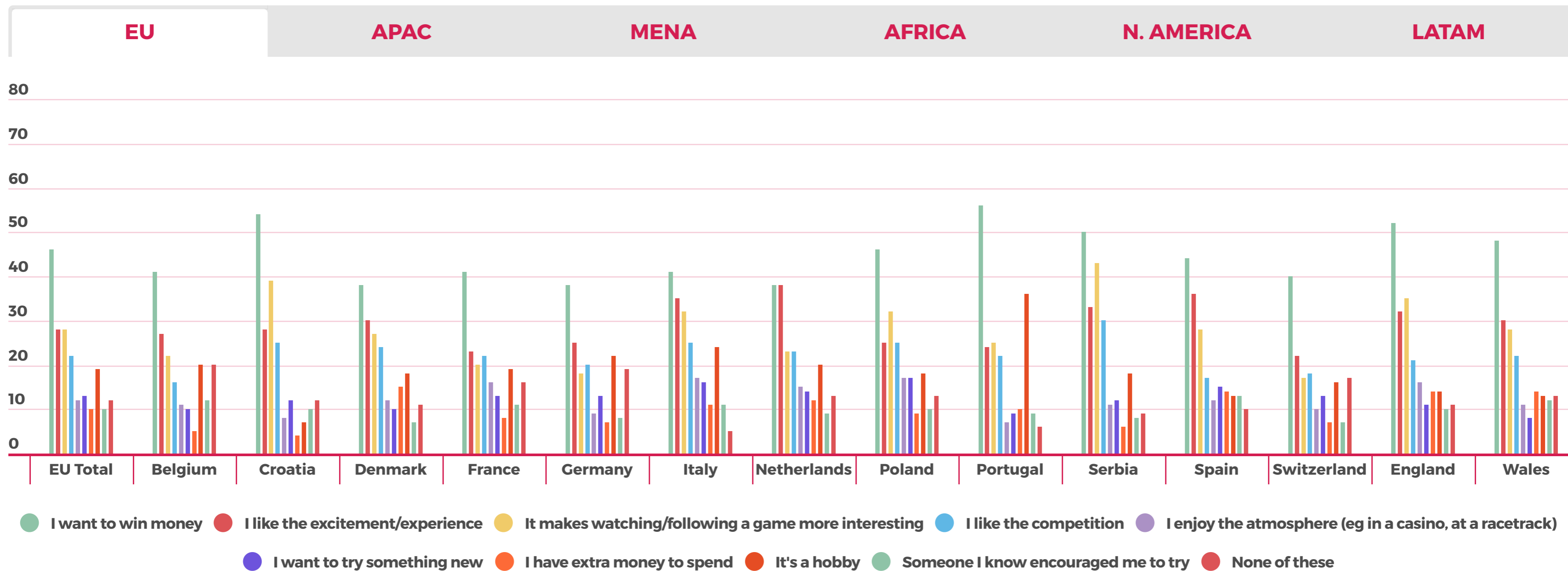
	EU	APAC	MENA	AFRICA	N. AMERICA	LATAM									
	EU Total	Belgium	Croatia	Denmark	France	Germany	Italy	Netherlands	Poland	Portugal	Serbia	Spain	Switzerland	England	Wales
I don't want to lose money	54%	55%	65%	56%	50%	55%	52%	53%	51%	60%	50%	50%	47%	50%	59%
Concerned it will be addictive	19%	20%	20%	20%	11%	20%	24%	19%	15%	23%	24%	16%	15%	25%	24%
It's immoral/goes against my beliefs	11%	12%	11%	14%	8%	10%	15%	12%	6%	4%	21%	7%	11%	16%	11%
I don't know enough about specific gambling games	11%	8%	14%	7%	7%	10%	9%	9%	15%	15%	14%	9%	5%	13%	14%
I don't know if I'll be successful	10%	8%	12%	11%	5%	13%	6%	6%	15%	17%	10%	10%	11%	9%	13%
I don't know how betting works	7%	7%	10%	4%	6%	4%	5%	3%	7%	11%	11%	10%	4%	10%	9%
Privacy/data concerns (eg bank details being stolen)	5%	4%	6%	4%	3%	6%	2%	7%	6%	6%	3%	5%	3%	3%	6%
I don't know anyone who would do it with me	2%	1%	1%	2%	2%	2%	1%	2%	4%	3%	2%	2%	2%	2%	2%
It's not legal where I live	1%	2%	0%	1%	1%	1%	1%	0%	3%	1%	1%	0%	1%	1%	1%
None of these	25%	27%	18%	23%	30%	27%	24%	28%	28%	24%	16%	24%	28%	23%	21%

Q:'Which of the following are the reasons you are not open to gambling \ sports betting?' Worldwide N=12.707 | Multiple selection question - top2box



Betting motivations:

Regional focus: Europe



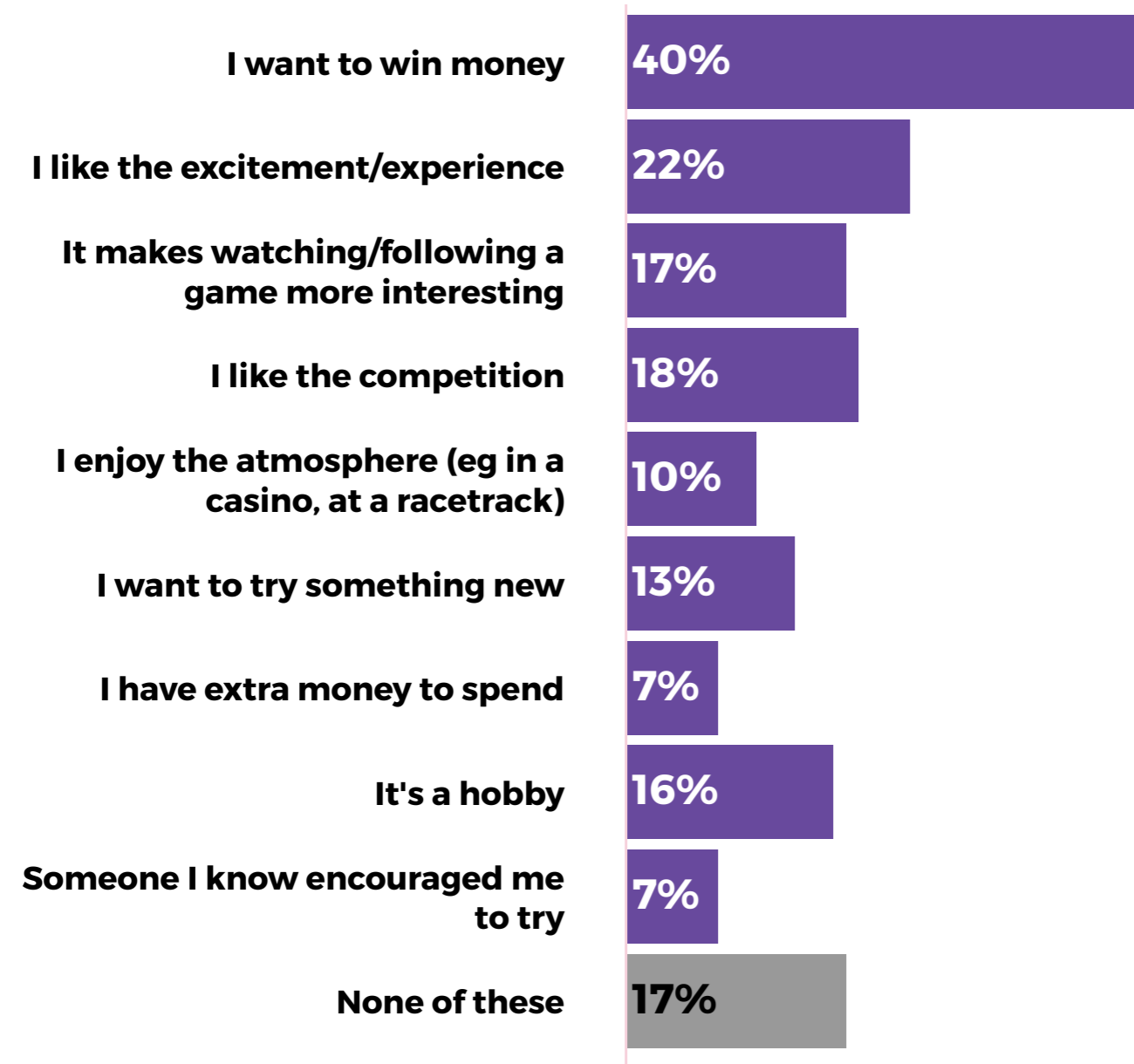
Q: "Which of the following are reasons you would bet on sports?"; EU N=4665



Betting motivations:

Country focus: Switzerland

Reasons to bet on sports (country TOTAL):



Q: '17_Which of the following are reasons you would bet on sports?' - Switzerland N=245

Which of the following are reasons you would bet on sports?':

Switzerland		Male	Female	18-24 yo	25-34 yo	35-44 yo	45-54 yo	55-64 yo
I want to win money	46%	31%	27%	41%	37%	43%	48%	
I like the excitement/experience	24%	19%	35%	24%	25%	12%	15%	
It makes watching/following a game more interesting	21%	12%	30%	20%	18%	14%	6%	
I like the competition	19%	16%	30%	19%	20%	14%	6%	
I enjoy the atmosphere (eg in a casino, at a racetrack)	10%	10%	16%	11%	8%	10%	9%	
I want to try something new	13%	14%	19%	12%	14%	12%	12%	
I have extra money to spend	9%	3%	8%	12%	2%	8%	3%	
It's a hobby	20%	10%	11%	20%	21%	10%	12%	
Someone I know encouraged me to try	6%	8%	11%	11%	5%	4%	6%	
None of these	8%	30%	11%	14%	16%	18%	28%	

Betting motivations:

Regional focus: Europe

EUROPE




	EU	APAC	MENA	AFRICA	N. AMERICA	LATAM									
	EU Total	Belgium	Croatia	Denmark	France	Germany	Italy	Netherlands	Poland	Portugal	Serbia	Spain	Switzerland	England	Wales
Sports betting makes me more interested in following sports	54%	45%	36%	47%	50%	47%	60%	60%	63%	62%	59%	63%	43%	52%	52%
I want to be able to bet on sports in real time/as I watch	57%	49%	56%	53%	57%	52%	62%	54%	62%	68%	63%	65%	50%	56%	56%
I'd be more interested in betting on sports if I could earn rewards for betting (eg sign up bonuses, contest entries for frequent use)	64%	61%	62%	51%	64%	51%	69%	60%	71%	78%	68%	66%	55%	62%	60%
I am interested in learning how to become more successful at betting on sports	56%	51%	44%	55%	57%	51%	61%	53%	63%	72%	54%	65%	53%	50%	52%
I like when sports betting is discussed during games/sports coverage (eg by broadcasters,)	48%	41%	40%	46%	52%	44%	63%	55%	51%	49%	46%	62%	41%	39%	37%
I am familiar with most sports betting terms (eg spreads, money lines)	46%	37%	53%	40%	43%	36%	55%	49%	49%	49%	44%	53%	38%	41%	46%
I like engaging in sports betting content (eg on social media, websites discussing sports betting content)	45%	39%	27%	46%	42%	46%	59%	49%	47%	46%	47%	53%	38%	42%	43%
I would be more interested in betting if my favorite sports team partnered with a betting firm	40%	31%	22%	42%	44%	41%	49%	48%	48%	38%	33%	47%	40%	36%	37%
An advertisement or promotional offer from an online betting company has prompted me to make a bet	44%	35%	32%	46%	49%	43%	50%	43%	50%	44%	33%	51%	41%	50%	46%

Q:"Which of the following are reasons you would bet on sports?"; EU N=4665

Betting motivations:

Country focus: **Switzerland**

Switzerland



< Switzerland >

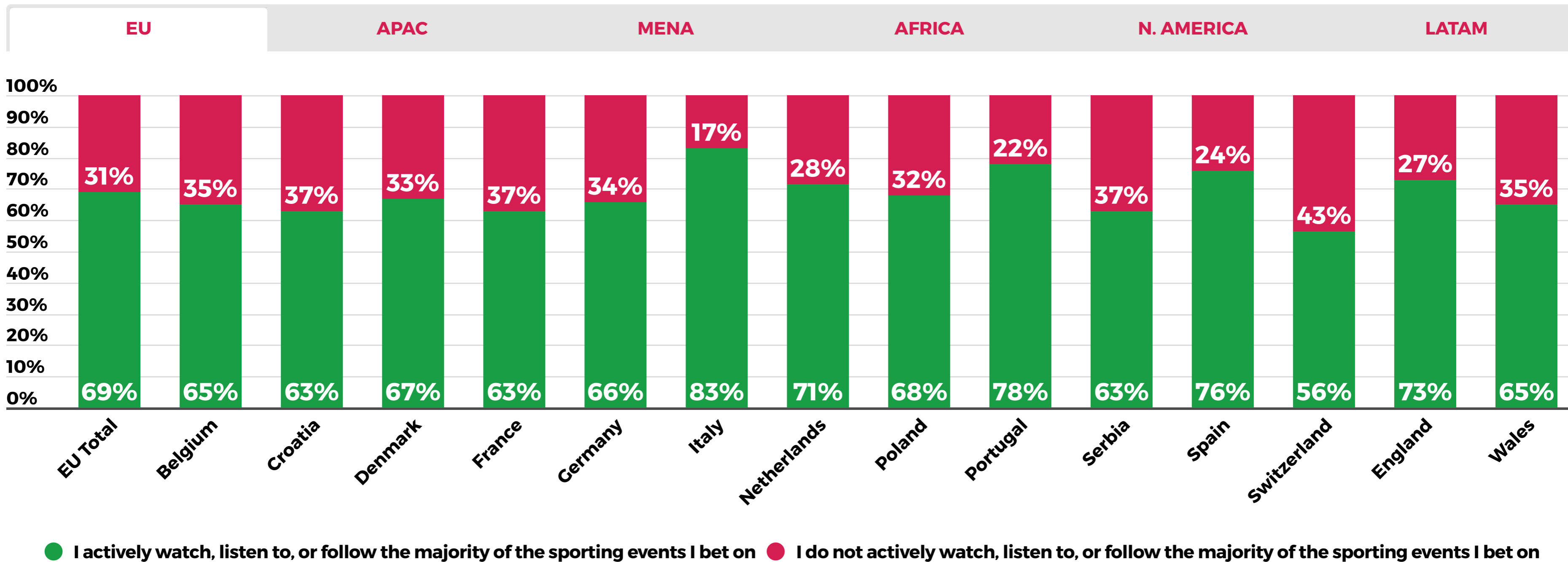
	Total	18-24 yo	25-34 yo	35-44 yo	45-54 yo	55-64 yo
Sports betting makes me more interested in following sports	43%	54%	48%	40%	37%	39%
I want to be able to bet on sports in real time/as I watch	50%	54%	56%	50%	43%	48%
I'd be more interested in betting on sports if I could earn rewards for betting (eg sign up bonuses, contest entries for frequent use)	55%	62%	56%	53%	55%	51%
I am interested in learning how to become more successful at betting on sports	53%	59%	62%	50%	47%	48%
I like when sports betting is discussed during games/sports coverage (eg by broadcasters,)	41%	54%	48%	42%	25%	39%
I am familiar with most sports betting terms (eg spreads, money lines)	38%	49%	48%	37%	28%	24%
I like engaging in sports betting content (eg on social media, websites discussing sports betting content)	38%	46%	50%	37%	24%	30%
I would be more interested in betting if my favorite sports team partnered with a betting firm	40%	56%	42%	44%	31%	27%
An advertisement or promotional offer from an online betting company has prompted me to make a bet	41%	59%	45%	34%	37%	33%

Q: '32_How much A or D? - Top 2 boxes Summary table' - Switzerland N=245



Behaviour towards games you bet on:

Regional focus: Europe



Q: "Which statement best describes your behaviour towards games you bet on?"; EU N=4665



Betting brands


Which betting platforms are the most known?





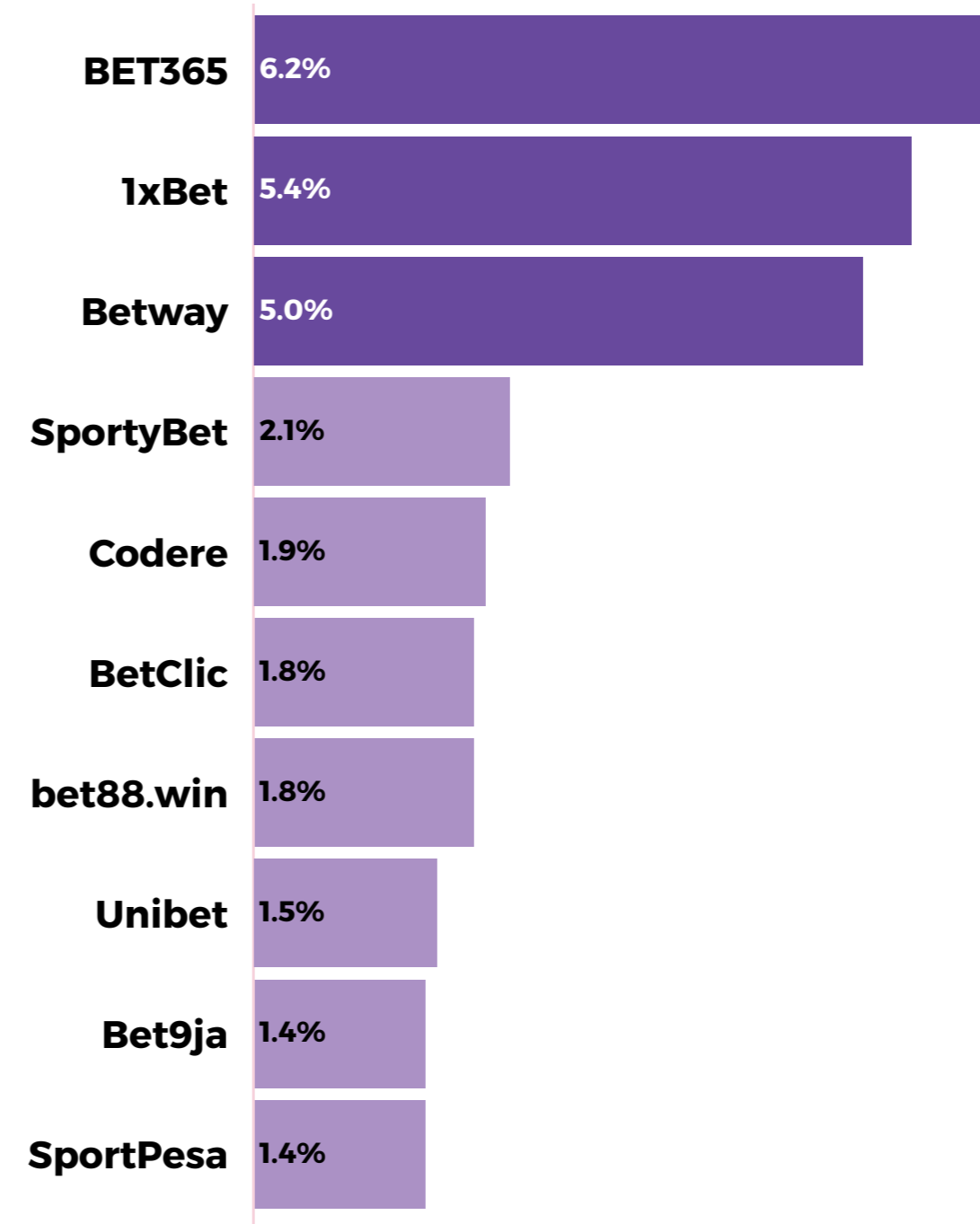
Which betting platform brands are the most known?

Worldwide



There are multiple sports betting platforms. Across the sports betting industry, every platform often touting the same features and offerings. In a sea of sameness, it can be tough to differentiate from the competition. In addition, the difference in the prices of bets and the elasticity of odds between sites is rather negligible. Therefore, investment in brand awareness is one of the key elements of the marketing strategy - to recruit, register and retain active customers over time.

What is the brand awareness of the betting platforms? (All countries, Top10):



Q: 'What sports betting platforms are you aware of?' ;Open ended question coded ; Sample All countries N=16,133
On the chart with darker colors are marked brands top 3 brands.




Which betting platform brand is the most known?

Regional focus: **Europe**

What is the brand awareness of the betting platforms? (Region, Top5):

	EU		APAC		MENA		AFRICA		N. AMERICA		LATAM			
	Belgium	Croatia	Denmark	France	Germany	Italy	Netherlands	Poland	Portugal	Serbia	Spain	Switzerland	England	Wales
1st	Unibet	Super Sport	Danske Spil	BetClic	Tipico	Sisal	Toto	STS	BetClic	Mozzart Bet	BET365	Sporttip	Ladbrokes	Betfred
2nd	Ladbrokes	PSK	BET365	Winamax	bet88.win	Snai	Unibet	Fortuna	Betano	Meridianbet	Codere	bet88.win	BET365	Sky Bet
3rd	bet88.win	Germania	Unibet	PMU	BET365	Lottomatica	Betcity	BetClic	Placard	Maxbet	Sportium	OdiBets	Betfred	Paddy Power
4th	Napoleon Sports	Cro Bet	Oddset	Parions Sport	Bet Win	Eurobet	BET365	Lotto	bet88.win	Balkan Bet	William Hill	BET365	Sky Bet	Ladbrokes
5th	Bet First	BET365	Mr. Green	FDJ Française des Jeux	Oddset	William Hill	Holland Casino	Superbet	ESC Online	BET365	bet88.win	Interwetten	Paddy Power	William Hill

Q:' What sports betting platforms are you aware of?' Top 5 mentions per country;Sample All countries N=16,133



Which brand is the strongest locally?

Country focus: **Switzerland**

Click on widget above to see the insights for specific surveyed country :

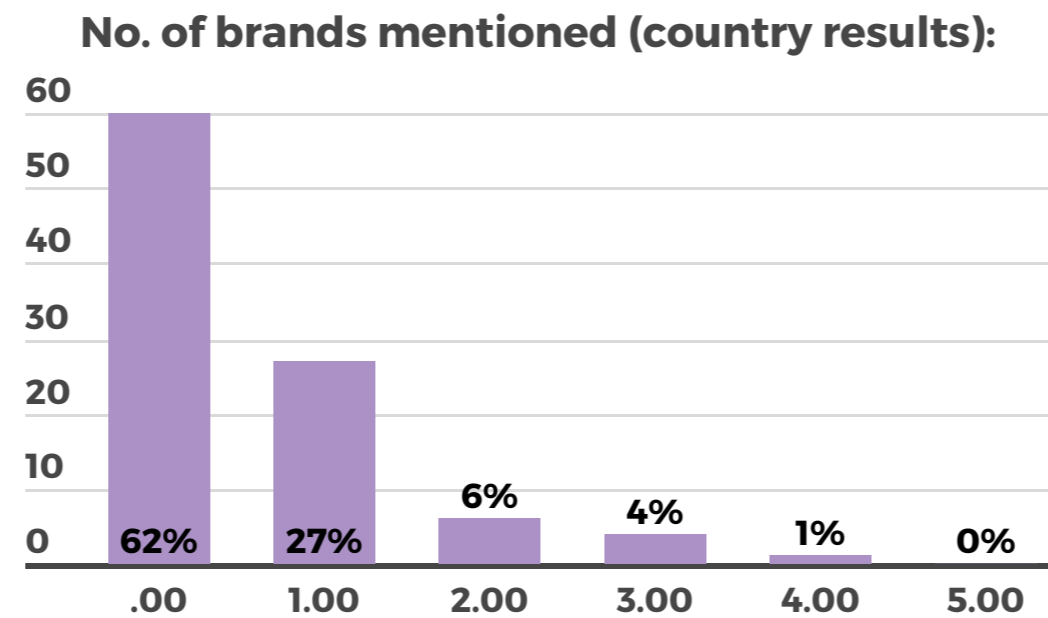
< **Switzerland** >

The global sports betting market has got a couple of noticeable international players. However, in many countries, local brands distinguish themselves by setting up local partnerships, securing visibility in the local market, and staying ahead of the competition.

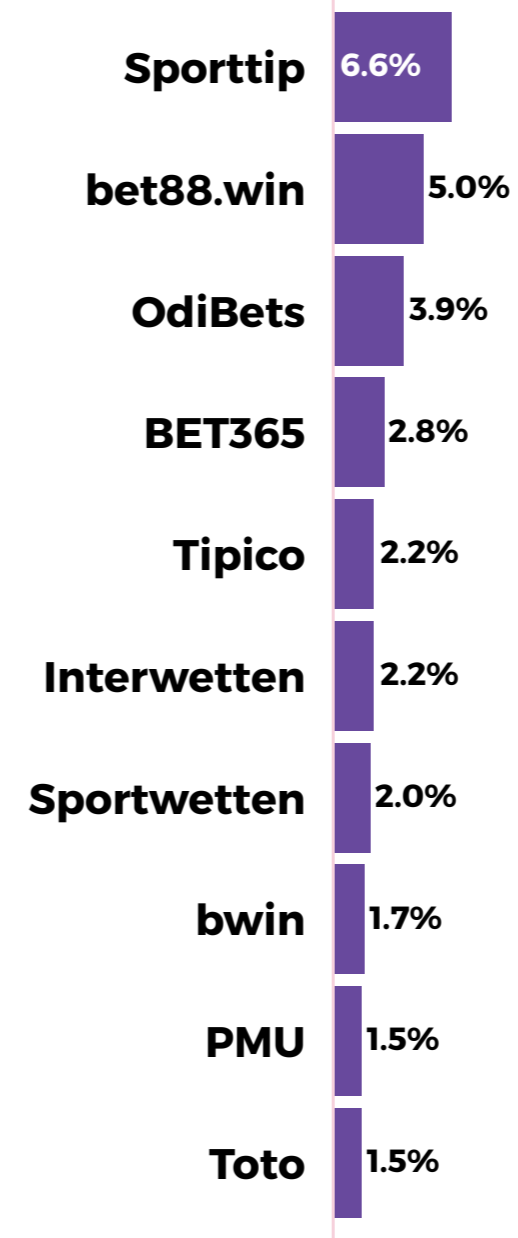
What is noticeable for occasional betters could not recall any platform brand directly, highlighting that the platforms are considered more from the functional standpoint than from the brand awareness level.



Sporttip
in Switzerland is considered as the most known betting platform



What is the brand awareness of the betting platforms? Top10):



Q: 'What sports betting platforms are you aware of?' ;Sample All countries N=16,133



Appendix: Methodology

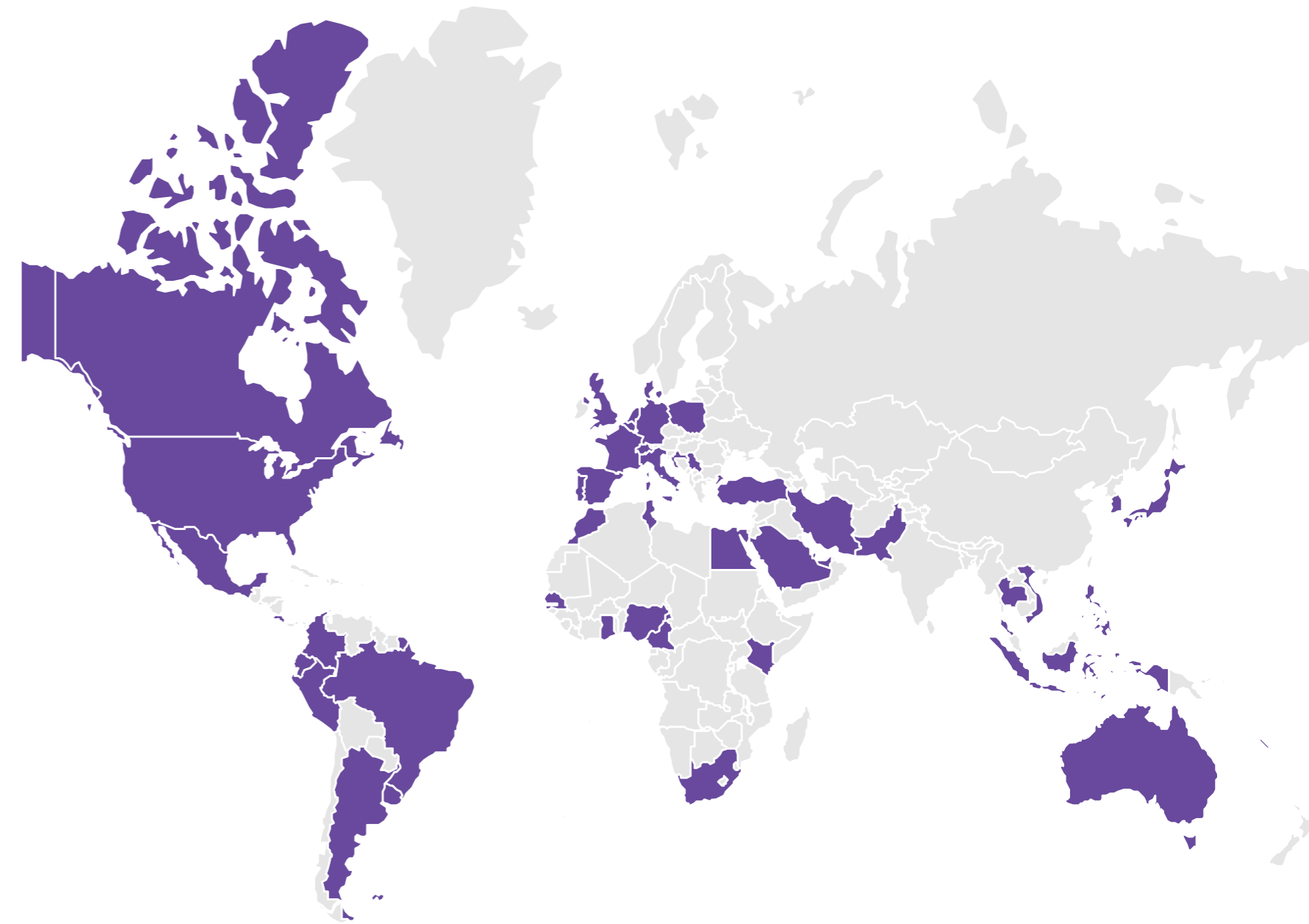
Methodological notes about the
TGM International Sports Betting Survey 2022

About TGM International Sports Betting Survey 2022

The survey was carried out between the 1st and 17th of October, 2022, using the method of online interviews in 44 countries on a nationally representative sample.

The sample is a representative population of the given countries in terms of gender and age (details below).

● Country Surveyed



Schedule: 01st October - 17th October, 2022

Sample: a representative sample of N = 28,800+ of surveyed countries, age: 18-64

Methodology: Internet interviews (CAWI), research project was entirely conducted by TGM Research

Detailed sample information:

	EU		APAC			MENA		AFRICA		N. AMERICA		LATAM			
	Belgium	Croatia	Denmark	France	Germany	Italy	Netherlands	Poland	Portugal	Serbia	Spain	Switzerland	England	Wales	Region Total
POPULATION	11M	4M	6M	67M	83M	60M	17M	38M	10M	7M	47M	9M	67M	3M	430M
SAMPLE SIZE	587	587	397	701	661	716	585	825	727	583	733	458	760	469	8789
DEMOGRAPHIC	18-64														



About TGM Research





TGM Research (TGM) is a technology-driven market research company specialising in global online data collection and innovative survey technology.

TGM provides agile insights for better decisions, using the most comprehensive Res-Tech to spearhead the use of digital for better market research. TGM is a remote-first company with a team of 40+ members, having a presence on five continents.



Agile Research for Better Decisions

With us, you have access to 130+ markets,
3.3 billion consumers, at your fingerprint.